

# CEL-FI GO QUICK START GUIDE

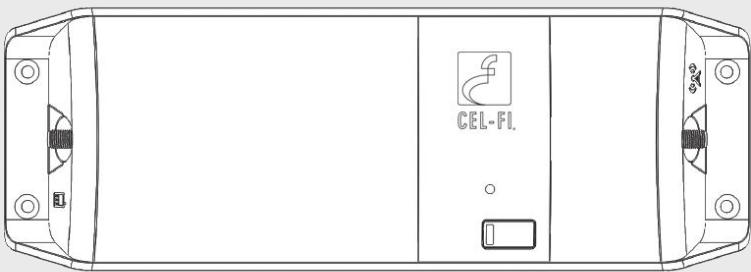
MOBILE VERSION



# GO

## Smart Signal Repeater

**CEL-FI GO** is an evolved **Mobile Signal Repeater** design that can amplify **mobile** signals up to 70 dB. Connect a single **Outdoor Antenna** to receive the **mobile-network signals**, and then a single Indoor Antenna where you need service, and **CEL-FI GO** will do the rest automatically.



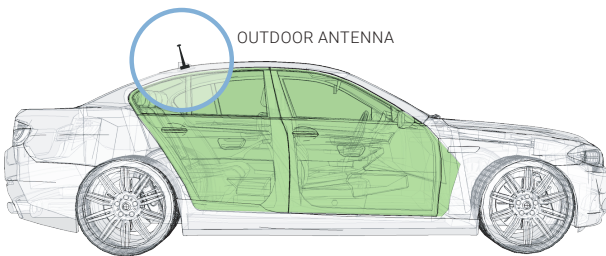
420N007-G31-001-10-PCRA



Cel-Fi Safe

qsg\_GO-Powertec-mobile-ENG\_16-0111

## 1 Install Outdoor Antenna

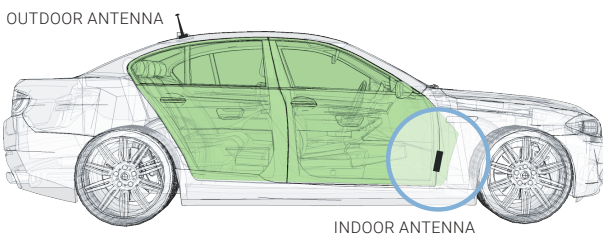


Mount your **Outdoor Antenna** on the exterior of the vehicle, towards the rear, according to its design, and the type of vehicle it's being used with. Make sure you consider the cable connection to the **CEL-FI GO** unit with your location choice.



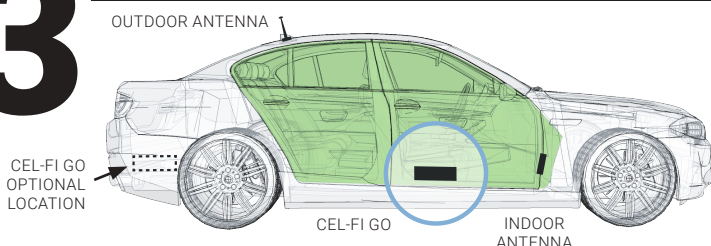
For best performance make sure there is 50cm of metal plane around the base of the antenna.

## 2 Install Indoor Antenna



Install **Indoor Antenna** in the cab, towards the front, where coverage is needed. Ideally, there should be substantial material, like the metal of the roof, between the **Outdoor** and **Indoor Antennas**, to improve isolation.

# 3 Mount CEL-FI GO



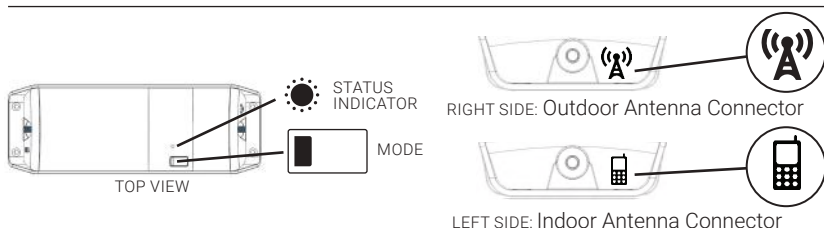
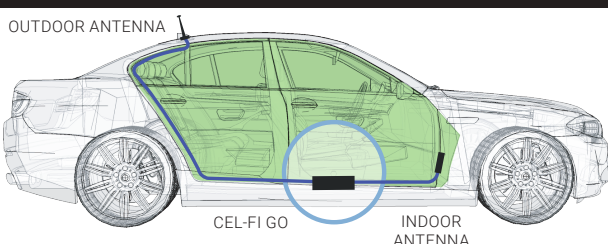
Find a good mounting location in your vehicle. Location should have some airflow, and be safe from bumps and external objects.

Best to make sure all cable lengths support the intended mounting location BEFORE permanent mounting.

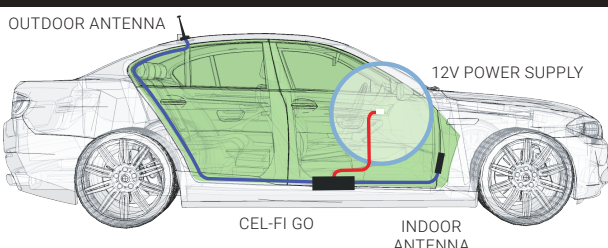
Make sure the unit is within cable range of the 12V power supply on your vehicle.



# 4 Connect Outdoor & Indoor Antennas to the CEL-FI GO Unit



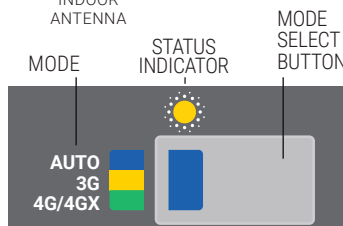
# 5 Plug in CEL-FI GO & Select Mode



Press the **MODE** button on the unit to select desired scanning mode. Status Indicator will blink during the setup process, and may take a few minutes to complete.



(OPTIONAL: use your smartphone to select mode. Download the **CEL-FI WAVE app**, and follow the on-screen instructions.)



STATUS INDICATOR [ Yellow ● Boosting 3G  
Green ● Boosting 4G  
Red ● Error\*

(\*NOTE: if Error, go to troubleshooting at [cel-fi.com/support](http://cel-fi.com/support))

# 6 Tips & Tricks

- Keep **Outdoor** and **Indoor Antennas** separated/isolated from each other for best performance
- For best performance, the cable between the **Outdoor Antenna** and GO unit should be as short as possible
- Use sealant if any connections are exposed to elements

# 7 CEL-FI WAVE

For more CEL-FI GO features, go to **App Store** or **Google play** and download the mobile **CEL-FI WAVE app**.

(NOTE: If you do not have a compatible smartphone, go to [cel-fi.com/wave](http://cel-fi.com/wave) to download the Desktop app.)

